

M 100i Multi-jet Meter ARTIST

e^{sens} communication interface

- Multi-jet wet-dial meter for cold water
- Nominal size Q₃ 2.5 to 25 m³/h
- Ultra-reliable interface for communication modules
- EC type examination certification (MID) up to R160H/R80V
- conText[®] marking system

M100i
artist



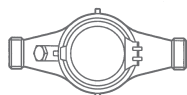
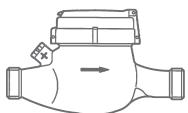
EC type examination certificate
DE-08-MI001-PTB019

Performance characteristics acc. to MID approval for horizontal installation

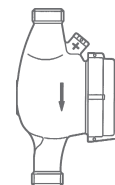
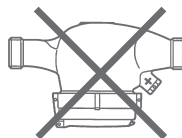
Nominal size	DN	mm	15		20		25		32		40		50	
			inches											
			1/2	3/4	1	1	1 1/4	1 1/2	2					
Continuous flow	Q ₃	m ³ /h	2.5	2.5	4	6.3	10	16	25					
Overload flowrate	Q ₄	m ³ /h	3.125	3.125	5	7.875	12.5	20	31.25					
Transitional flowrate	Q ₂	l/h	25	25	40	63	100	160	250					
Minimum flowrate	Q ₁	l/h	16	16	25	39	63	100	156					
Measuring range	Q ₃ /Q ₁	H	R160											
	Q ₃ /Q ₁	V	R80											
Maximum water temperature	MAT	°C	30											
Maximum working pressure	MAP	bar	16											
Flow capacity at 1 bar pressure loss		m ³ /h	4.1	4.1	6.8	8.5	13.1	21.6	32.8					
Pressure loss class	Δp	bar	0.63	0.63	0.4	0.63	0.63	0.63	0.63					
Flow profile sensitivity class			U0, D0											
Climatic environment			closed spaces, 5°C to 55°C											
Mechanical environment			M1											
Electromagnetic environment			E1											

Installation position

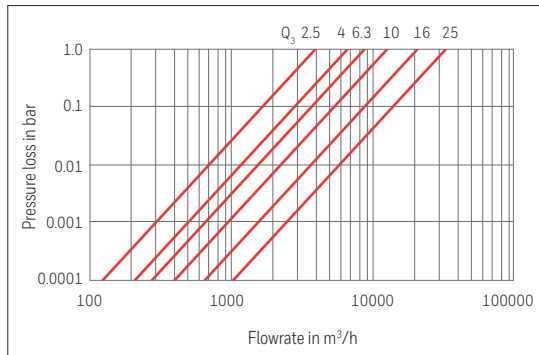
For all installations




horizontal installation
also inclined up to 90°



M 100i Multi-jet Meter ARTIST Technical Data



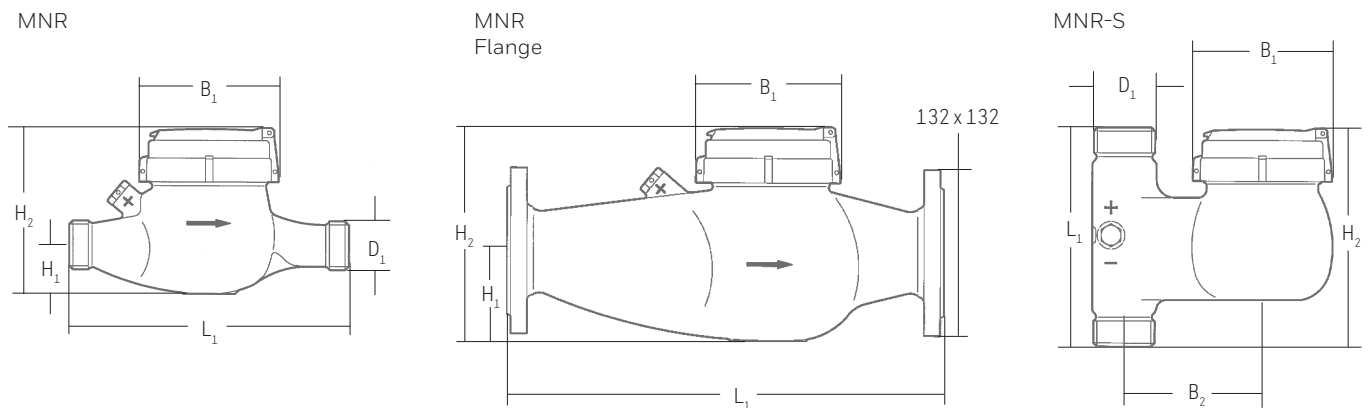
eSens interface for communication modules



Dimensions (Standard portfolio, others on request)

Nominal size	DN	mm	MNR						MNR-S			
			15	20	25	32	40	50	20	25	40	
D ₁ Meter connection thread	ISO 228/1	inches	G ¾ B	G 1 B	G 1 ¼ B	G 1 ½ B	G 2 B	G 2 ½ B	Flange	G 1 B	G 1 ¼ B	G 2 B
Connection pipe thread	ISO 7/1	inches	R ½	R ¾	R 1	R 1 ¼	R 1 ½	R 2	–	R ¾	R 1	R 1 ½
L ₁ Length (others on request)		mm	165	190	260	260	300	270		105	150	200
B ₁ Width (head ring)		mm	100									
Total width		mm	100	100	100	100	122	125	165	100	100	119
B ₂ Distance pipe axis to meter axis		mm	–	–	–	–	–	–	–	80	94	120
H ₁ Centerline height		mm	31	31	43	43	46	68	–	–	–	–
H ₂ Overall height		mm	115	115	130	130	153	160	135	151	195	–
Weight		kg	1.5	1.5	2.5	2.5	3.7	4.5	8.5	1.8	2.6	5.5

Dimension drawing



For further information visit:
www.elstermetering.com

Elster Water Metering Limited
 130 Camford Way, Sundon Park
 Luton, Bedfordshire, LU3 3AN
 United Kingdom
 T: +44 (0) 1582 846400
 F: +44 (0) 1582 564728
water.metering@honeywell.com

2016 by Elster Water Metering Ltd. All rights reserved. The company's policy is one of continuous product improvement and the right is reserved to modify the specifications contained herein without notice.
 M100_D 01.10e / 09.16

Honeywell